

# Lighting

## 2025 Rebate Catalog

**Replacement Tubes** (page 2)

**Interior Ambient Fixtures** (page 3)

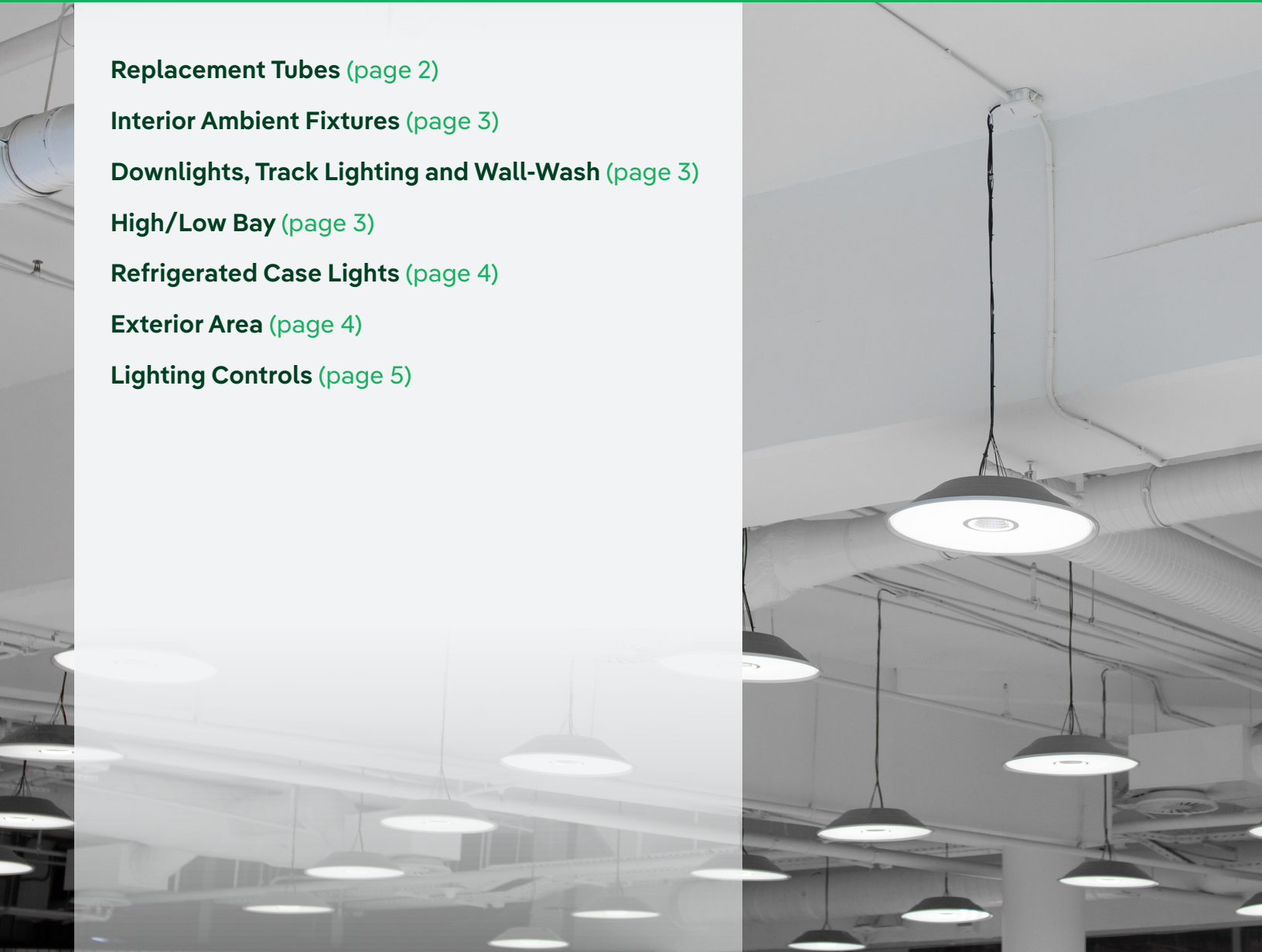
**Downlights, Track Lighting and Wall-Wash** (page 3)

**High/Low Bay** (page 3)

**Refrigerated Case Lights** (page 4)

**Exterior Area** (page 4)

**Lighting Controls** (page 5)



# Instructions

This catalog contains eligibility criteria and rebate amounts for prescriptive rebates available for the equipment listed below. This information can be used to determine eligibility, estimate rebate potential, and assist in submitting an application.

Applications are submitted through our [online portal](#).

For questions, contact the Commercial and Industrial Rebate Program Team at **888.316.8023**, email [cienergysavings@franklinenergy.com](mailto:cienergysavings@franklinenergy.com), or visit [nyseg.com/cirp](http://nyseg.com/cirp) or [rge.com/cirp](http://rge.com/cirp).

## Lighting Fixtures

### General Requirements:

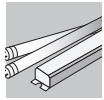
- Retrofit and new construction projects are both eligible for the rebates described in this catalog and proposed LEDs are assumed to be **one-for-one replacements**. Eligible LEDs must be included in the Qualifying Lighting Measure tables below.
- Existing fixtures must not already be LEDs. **LED to LED retrofits are not eligible for rebates.**
- If your fixture is DLC/Energy Star Listed under a Primary Use Category that does not fit the intended application, please contact the program to request an Exception for the device in question. *Ex. exterior fixtures installed in a high-bay application or similar.*
- Products must be on the ENERGY STAR® or DesignLights Consortium™ (DLC) qualified product list, as indicated in corresponding Eligibility Criteria for each fixture type.
- Applicant must reference DLC reported wattage and/or ENERGY STAR listed wattage, not specification sheet wattage, when completing application documentation.
- Consult with the program regarding products listed in Specialty DLC categories.
- Rebate values listed below indicate maximum available amounts. Adjustments may occur per program rules. Use the online **NGAGE® application portal to calculate your estimated rebate.**
- Horticultural Lighting, process-related LEDs, and fixtures which are DLC or ENERGY STAR listed in a primary use category not included below may all be eligible for performance based Custom rebates. See Custom Rebate Catalog for more information.

Note: For Listings of qualified ENERGY STAR LED Lamps and fixtures visit: <https://www.energystar.gov/productfinder>.

Note: For Listings of qualified DesignLights Consortium™ LED Lamps and fixtures visit: <https://www.designlights.org/search>.

## Qualifying Lighting Measures and Rebates

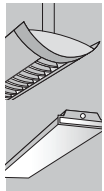
### LED Replacement Tubes

Description		Eligibility Criteria	Reported Wattage	C&I Rebate
	LED Tubes including U-bends and T5HO tubes	<ul style="list-style-type: none"> <li>• Must be currently DLC listed under one of the following Primary Use Designations and/or Category:                             <ul style="list-style-type: none"> <li>• Replacement Lamps (“Plug and Play”) (UL Type A)</li> <li>• Internal-driver/Line Voltage linear lamp (UL Type B)</li> <li>• Dual Mode Internal Driver (UL Type A and Type B)</li> <li>• 2, 3, 4, 6 Lamp External Driver Lamp-Style Retrofit Kit (UL Type C)</li> </ul> </li> </ul>	1W – 19W	\$6 per tube
			> 19W – 50W	\$12 per tube

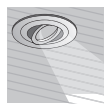


\*Note on **Direct-Wire (Type B) Replacements**: By signing the application, all parties attest that manufacturer’s installation and safety precautions have been followed for equipment install. The customer has been made aware of potential fire and shock hazards. Additionally, the installer has verified that existing lamp holders (tombstones) are suitable for direct wire application and the fixture has been properly labeled to alert of line voltage to lamp holders (tombstones).

# Lighting Fixtures

## LED Interior Ambient Fixtures

Description		Eligibility Criteria	Reported Wattage	C&I Rebate
	LED 1x4, 2x2, 2x4, Linear Ambient	<ul style="list-style-type: none"> <li>• Must be currently DLC listed under one of the following Primary Use Designations and/or Category:                             <ul style="list-style-type: none"> <li>• 1x4, 2x2 and 2x4 Luminaires for Ambient Lighting of Interior Commercial Spaces</li> <li>• Integrated Retrofit Kits for 1x4, 2x2 and 2x4 Luminaires</li> <li>• Direct Linear Ambient Luminaires</li> <li>• Linear Retrofit Luminaires w/Indirect Component</li> <li>• Retrofit Kits for Direct Linear Ambient</li> <li>• Stairwell and Passageway Luminaires</li> </ul> </li> </ul>	1W – 24W	\$25 per fixture
			> 24W – 48W	\$30 per fixture
			> 48W – 180W	\$40 per fixture

## LED Downlights, Track Lighting and Wall-Wash Fixtures


Description		Eligibility Criteria	Reported Wattage	C&I Rebate
	LED Downlights	<ul style="list-style-type: none"> <li>• LED Downlights must be on the ENERGY STAR qualified products list.                             <ul style="list-style-type: none"> <li>• Recessed, surface, pendant and retrofit kit fixtures are eligible.</li> </ul> </li> <li>• LED Track Lighting and Indoor Wall-Wash Fixtures must be currently DLC listed under one of the following categories:                             <ul style="list-style-type: none"> <li>• Track or Mono-Point Directional Luminaires</li> <li>• Wall-Wash Luminaires</li> <li>• Specialty: Direct/Indirect Wall-Wash</li> <li>• Specialty: Double Wall-Wash</li> </ul> </li> <li>• Recessed, surface, and pendant fixtures are eligible</li> <li>• Ceiling-mounted tracks or fixed single head or adjustable aim “cans” are eligible</li> <li>• Luminaires designed to illuminate walls in interior spaces are eligible</li> <li>• Replacement lamps in existing cans such as PAR38 or MR16 lamps are not eligible</li> <li>• Linear (1x4, 2x2, 2x4) fixtures are not eligible</li> </ul>	1W – 50W	\$25 per fixture or kit
	LED Track Lighting		1W – 60W	
	LED Indoor Wall-Wash Fixtures		1W – 15W	

## LED High/Low Bay Fixtures


Description		Eligibility Criteria	Reported Wattage	C&I Rebate
	LED High and Low Bay Fixtures	<ul style="list-style-type: none"> <li>• Must be currently DLC listed under one of the following Primary Use Designations and/or Category:                             <ul style="list-style-type: none"> <li>• High-bay and Low-bay luminaires for Commercial and Industrial Buildings</li> <li>• Retrofit Kits for High-bay and Low-bay luminaires for Commercial and Industrial Buildings</li> <li>• High-bay Aisle Luminaires for Commercial and Industrial Buildings</li> <li>• Mogul Screw-Base Replacement Lamps for High-bay and Low-bay Luminaires (Type B, C)</li> </ul> </li> </ul>	1W – 149W	\$55 per fixture
			> 149W – 298W	\$105 per fixture
			> 298W – 1600W	\$300 per fixture

# Lighting Fixtures

## LED Refrigerated Case Lights

Description		Eligibility Criteria	Reported Wattage	C&I Rebate
	LED Refrigerated Case Lights - Cooler	<ul style="list-style-type: none"> <li>Must be currently DLC listed under one of the following Primary Use Designations and/or Category:                             <ul style="list-style-type: none"> <li>Horizontal Refrigerated Case Luminaires</li> <li>Vertical Refrigerated Case Luminaires</li> </ul> </li> <li>Measures include complete LED refrigerated case lights for reach-in coolers and freezers.</li> <li>Fixture may be 3", 4", 5" or 6" long.</li> <li>Not eligible for new case installations.</li> </ul>	1W – 15W per linear foot of luminaire	\$5 per linear foot of luminaire
	LED Refrigerated Case Lights - Freezer			

## LED Exterior Area Fixtures






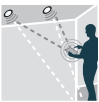
Description		Eligibility Criteria	Reported Wattage	C&I Rebate
	LED Wall Packs, Flood Lights, Arm Mount/Pole	<ul style="list-style-type: none"> <li>Exterior fixtures must operate at least 2,900 hours per year. Stadium and sports field lighting not eligible for prescriptive rebates.</li> <li>Must be currently DLC listed under one of the following Primary Use Designations and/or Category:                             <ul style="list-style-type: none"> <li>Outdoor Full-Cutoff Wall-mounted Luminaires</li> <li>Outdoor Non-Cutoff and Semi-Cutoff Wall-mounted Area Luminaires</li> <li>Retrofit Kits for Outdoor Full-Cutoff Wall-mounted Area Luminaires</li> <li>Landscape/Accent Flood and Spot Luminaires</li> <li>Outdoor Pole/Arm-mounted Area and Roadway Luminaires</li> <li>Outdoor Pole/Arm-mounted Decorative Luminaires</li> <li>Retrofit Kits for Outdoor Pole/Arm-mounted Area and Roadway Luminaires</li> <li>Retrofit Kits for Outdoor Pole/Arm-mounted Decorative Luminaires</li> <li>Retrofit Kits for Large Outdoor Pole/Arm-mounted and Roadway Luminaires</li> <li>Mogul Screw-Base Replacement Lamps for Outdoor Pole/Arm Mounted Area and Roadway Luminaires (Type B, C)</li> <li>Mogul Screw-Base Replacement Lamps for Outdoor Pole/Arm Mounted Decorative Luminaires (Type B, C)</li> <li>Mogul Screw-Base Replacement Lamps for Parking Garage Luminaires (Type B, C)</li> <li>Mogul Screw-Base Replacement Lamps for Fuel Pump Canopy Luminaires (Type B, C)</li> <li>Parking Garage Luminaires, Fuel Pump Canopy Luminaires, and retrofit kits for each</li> </ul> </li> </ul>	1W– 81W	\$90 per fixture
			> 81W – 240W	\$180 per fixture
			> 240W – 1600W	\$360 per fixture

# Lighting Controls

## General Requirements:

- Sensors must be permanently mounted to a ceiling, wall, or integrally into the fixture (depending on the measure).
- Eligible installations are limited to interior fixtures only and **cannot be replacing an existing automated control device**.
- Sensors may use passive infrared, ultrasonic, or microwave technologies.
- Installations must comply with manufacturer's guidelines on coverage and maximum controlled watts.
- New construction projects are not eligible for lighting controls rebates with the exception of Networked Lighting Controls.
- Bi-level controls, exterior installations, or others not listed below may be eligible for a custom rebate. Refer to NY TRM where appropriate.

## Qualifying Lighting Controls Measures and Rebates

Description		Eligibility Criteria	Eligible Control Type	Watts Controlled	C&I Rebate
	Wall Switch Sensor	<ul style="list-style-type: none"> <li>• Reduces lighting operating hours by switching off lighting in unoccupied spaces.</li> <li>• Sensors must be permanently mounted to a wall.</li> </ul>	Occupancy	Any	\$11 per sensor
	Remote or Wall Mounted Sensor	<ul style="list-style-type: none"> <li>• Reduces lighting operating hours by switching off lighting in unoccupied spaces or reduces lighting output to a set level in response to natural daylighting using continuous or stepped dimming capability.</li> <li>• Sensors must be permanently mounted to a ceiling or wall.</li> </ul>	Occupancy, Daylighting	Any	\$25 per sensor
	Fixture-Mounted Sensor	<ul style="list-style-type: none"> <li>• Reduces lighting operating hours by switching off lighting in unoccupied spaces or reduces lighting output to a set level in response to natural daylighting using continuous or stepped dimming capability.</li> <li>• Sensors must be add-on components for individual lighting fixtures that are permanently mounted to each fixture.</li> <li>• Sensors that come pre-installed already integrated into the fixture are not eligible.</li> </ul>	Occupancy Daylighting	Any	\$11 per sensor
	Integrated Sensor	<ul style="list-style-type: none"> <li>• Reduces lighting operating hours by switching off lighting in unoccupied spaces and/or reduces lighting output to a set level in response to natural daylighting using continuous or stepped dimming capability.</li> <li>• Sensors should come pre-installed already integrated into the fixture.</li> </ul>	Occupancy, Daylighting, Occupancy and Daylighting	1W-80W	\$5 per sensor
				> 80W	\$15 per sensor
	Refrigerated Case Sensor	<ul style="list-style-type: none"> <li>• Reduces lighting operating hours by switching off lighting in unoccupied spaces.</li> <li>• Sensors must be permanently mounted and installations are limited to installation for refrigerated and freezer reach in cases.</li> </ul>	Occupancy	Any	\$8 per sensor
	Networked Lighting Controls	<ul style="list-style-type: none"> <li>• Control system must be certified on DLC controls qualified product list available at <a href="http://www.designlights.org/lighting-controls">www.designlights.org/lighting-controls</a>.</li> <li>• Sensors must be permanently mounted to a ceiling, wall, or integrally into the fixture and installations are limited to interior fixtures only.</li> <li>• System must be commissioned upon installation to verify all zones and applicable controls methods are appropriately configured.</li> </ul>	N/A	1W-80W	\$9 per sensor
				> 80W	\$30 per sensor