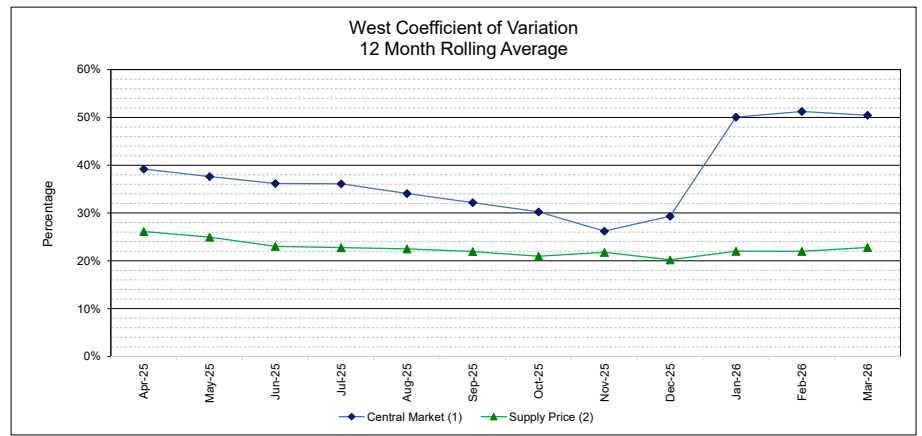
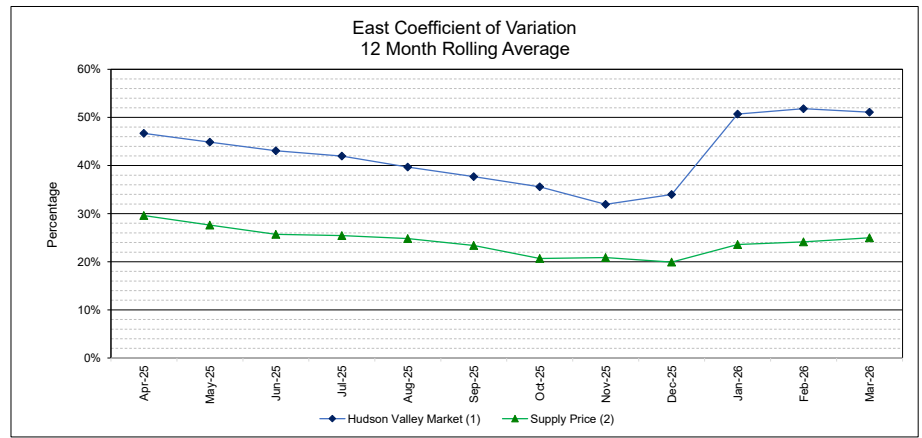
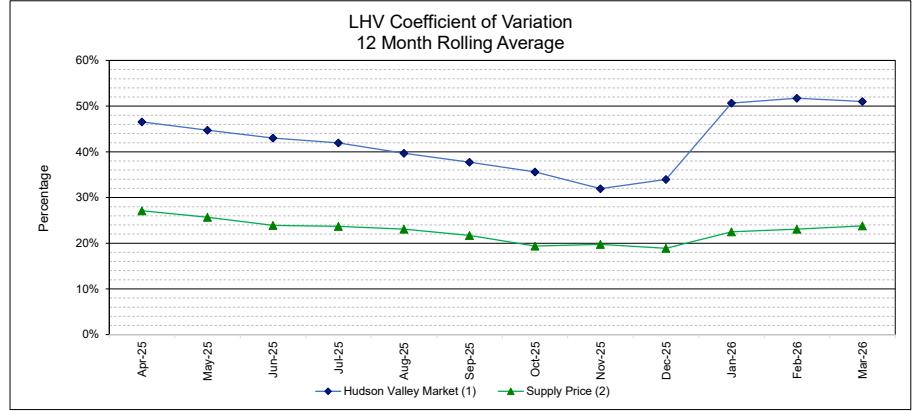
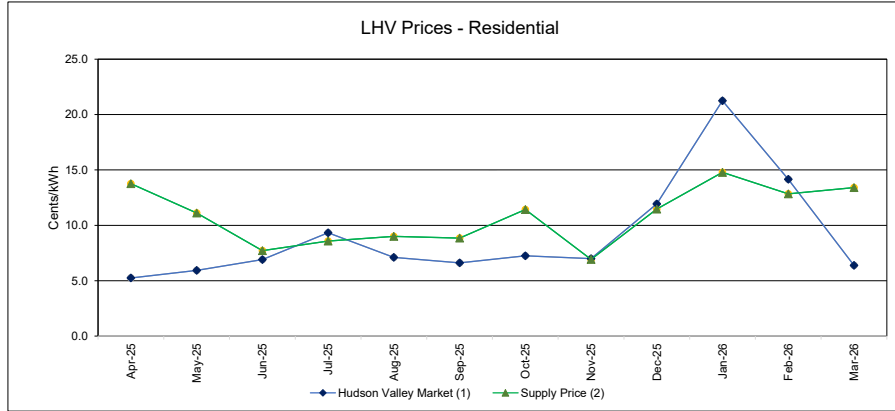


New York State Electric & Gas

SC 1 Residential Customer (Cents/kWh)

LHV	Apr-25	May-25	Jun-25	Jul-25	Aug-25	Sep-25	Oct-25	Nov-25	Dec-25	Jan-26	Feb-26	Mar-26	Average	Standard Deviation	Coefficient of Variation
Hudson Valley Market (1)	5.25	5.93	6.90	9.33	7.11	6.61	7.25	6.99	11.94	21.25	14.15	6.39	9.09	4.64	51%
Supply Price (2)	13.76	11.11	7.72	8.57	9.00	8.85	11.42	6.92	11.46	14.78	12.84	13.41	10.82	2.58	24%
EAST	Apr-25	May-25	Jun-25	Jul-25	Aug-25	Sep-25	Oct-25	Nov-25	Dec-25	Jan-26	Feb-26	Mar-26	Average	Standard Deviation	Coefficient of Variation
Hudson Valley Market (1)	5.25	5.92	6.91	9.31	7.10	6.60	7.24	6.99	11.95	21.25	14.23	6.38	9.09	4.65	51%
Supply Price (2)	13.66	10.67	7.31	8.25	8.65	8.35	10.93	6.74	11.22	14.51	12.51	13.25	10.50	2.63	25%
WEST	Apr-25	May-25	Jun-25	Jul-25	Aug-25	Sep-25	Oct-25	Nov-25	Dec-25	Jan-26	Feb-26	Mar-26	Average	Standard Deviation	Coefficient of Variation
Central Market (1)	4.89	5.51	6.46	8.83	6.89	6.47	6.97	6.55	11.13	19.93	13.46	6.11	8.60	4.34	50%
Supply Price (2)	12.30	9.96	6.81	7.53	7.60	7.59	9.74	5.76	9.69	11.76	10.10	11.36	9.18	2.09	23%

1) Specific Zonal Market Price is determined as follows: (Hourly Load x Zonal DAM_{LMP}) + (Capacity Requirement x NYISO Monthly Spot Auction) + Ancillary Services Costs
 2) Supply Price is the variable supply and NBC rate for the applicable month.



SC 6 Non Residential Customer (Cents/kWh)

	Apr-25	May-25	Jun-25	Jul-25	Aug-25	Sep-25	Oct-25	Nov-25	Dec-25	Jan-26	Feb-26	Mar-26	Average	Standard Deviation	Coefficient of Variation
LHV															
Hudson Valley Market (1)	5.12	5.84	6.86	9.34	7.06	6.53	7.09	6.85	11.83	21.35	13.99	6.25	9.01	4.68	52%
Supply Price (2)	13.83	10.90	7.54	8.80	9.29	8.80	11.89	7.59	11.44	14.77	12.70	13.31	10.90	2.48	23%
EAST															
Hudson Valley Market (1)	5.12	5.82	6.87	9.33	7.06	6.52	7.08	6.85	11.87	21.36	13.96	6.24	9.01	4.68	52%
Supply Price (2)	13.74	10.55	7.20	8.47	8.95	8.37	11.41	7.42	11.23	14.54	12.44	13.19	10.63	2.53	24%
WEST															
Central Market (1)	4.77	5.42	6.43	8.83	6.72	6.38	6.80	6.42	10.96	20.05	13.20	5.98	8.50	4.38	51%
Supply Price (2)	12.38	10.18	6.92	7.76	8.17	7.83	10.21	6.66	10.04	11.78	10.02	11.68	9.47	1.96	21%

1) Specific Zonal Market Price is determined as follows: (Hourly Load x Zonal DAMLBM) + (Capacity Requirement x NYISO Monthly Spot Auction) + Ancillary Services Costs
 2) Supply Price is the variable supply and NBC rate for the applicable month.

