

Small Business

2026 Rebate Catalog



Table of Contents

Instructions 3

Find a Trade Ally 3

Prescriptive Measures

Controls and Weatherization 4

Network Lighting Controls

Guest Room Energy Management System (EMS)

Weather stripping and air sealing

Insulation – Opaque Shell

HVAC Equipment 8

Demand-Controlled Ventilation (DCV)

Kitchen Demand Controlled Ventilation (KDCV)

Vacuum Pump VSD

Low-Intensity Infrared Heaters

Industrial Air Curtain

Refrigeration Equipment 11

Anti-Condensation Heater Controls

Evaporator Fan Controls

Evaporator Fan ECMs – Reach-in Cooler/Freezer

Floating Head Pressure Controls

Refrigerated Case Doors – Cooler

Process Equipment 15

VSD Air Compressors

Refrigerated Compressed Air Dryers

Zero-Loss Condensate Drains

Compressed Air Flow Controllers

Compressed Air Low Pressure Drop Filters

Compressed Air Heat Recovery

Process Exhaust Filtration and Recirculation

Agricultural Equipment 19

High Speed Barn Fans

Refrigeration Heat Recovery

Milk Pre-Cooling System

Variable Speed Vacuum Pumps

Custom Rebates 22

Instructions

This catalog contains eligibility criteria and rebate amounts for prescriptive rebates available for the equipment listed. This information can be used to determine eligibility, estimate potential rebates and assist in applying.

Applications are submitted through our [online portal](#).

For questions, contact the Small Business Rebate Program Team at **888.316.8023**, email cienergysavings@franklinenergy.com or visit nyseg.com/sbrp or rge.com/sbrp.

Small Business Rebate Program

Eligibility Criteria

Utility customers eligible for the Small Business (SB) rebates are defined by their provided utilities and consumption patterns. Eligible accounts must meet one of the following sets of criteria:

1. Customers who receive BOTH electricity and natural gas delivered by NYSEG and/or RG&E must experience an **average monthly demand less than or equal to 110kW** on the primary electric account. These customers are eligible for all measures listed in this catalog.
2. Customers who receive ONLY electricity from NYSEG/RG&E must experience an **average monthly peak demand less than or equal to 110kW** on the primary electric account.

3. Customers who receive ONLY natural gas from NYSEG and/or RG&E must experience an **annual total gas consumption less than or equal to 5,000 therms** on the primary gas account. These customers are only eligible for the HVAC measures listed in this catalog.

In addition to the consumption criteria above:

- Eligible projects cannot cause a customer to exceed the usage thresholds listed above. If an account is initially eligible, but would not be following the installation of the proposed equipment, the project must be considered through the C&I rebate program.
- All projects may be subject to an engineering evaluation to ensure customers are eligible based on the usage criteria.
- Utility account must be active for at least 6 months to determine eligibility.
- There are no contractor or product restrictions on eligible rebates provided the general requirements listed below are met.
- For questions on eligibility, please contact the program.
- Customers who do not meet the SB eligibility criteria may still submit an application for standard C&I rebates through the same online portal.

Next Steps

Before starting your Commercial & Industrial project, first check your eligibility by confirming that your business qualifies as a NYSEG or RG&E non-residential customer. Then, follow the process below.



Find a Trade Ally

Trade allies are program experts who can guide you through the rebate process. Select a registered trade ally to work with at nyseg.com/findatradeally or rge.com/findatradeally.



Identify Project Type

Work with your trade ally to determine whether your project qualifies for a prescriptive or custom rebate and learn what pre-approvals may be required.



Install the Equipment

Complete your energy-saving upgrade.



Apply for Your Rebate

Submit your completed application within 90 days of project completion. Find the application online.



Start Saving and Get Paid

Receive your rebate check and start saving energy!

Controls and Weatherization



Network Lighting Controls

General Requirements

- Sensors must be permanently mounted to a ceiling, wall, or integrally into the fixture (depending on the measure).
- Eligible installations are limited to interior fixtures only and **cannot be replacing an existing automated control device.**
- Sensors may use passive infrared, ultrasonic or microwave technologies.
- Installations must comply with manufacturer's guidelines on coverage and maximum controlled watts.
- Bi-level controls, exterior installations, or others not listed below may be eligible for a custom rebate. Refer to NY TRM where appropriate.

Rebate Table

Description		Eligibility Criteria	Eligible Control Type	Watts Controlled	C&I Rebate
	Networked Lighting Controls	<ul style="list-style-type: none">• Control system must be certified on DLC controls qualified product list available at www.designlights.org/lighting-controls.• Sensors must be permanently mounted to a ceiling, wall, or integrally into the fixture and installations are limited to interior fixtures only.• System must be commissioned upon installation to verify all zones and applicable controls methods are appropriately configured.	N/A	1W-80W	\$13 per sensor
				> 80W	\$44 per sensor

Guest Room Energy Management System (EMS)

General Requirements

- Applies to the installation of guest room energy management systems in motel/hotel guest rooms.
- Eligible EMS systems must include controls based on occupancy using occupancy sensors, passive infrared sensors or key cards.
- Front desk-controlled network sensors must also have occupancy sensors in each guest room.
- Eligible in-room HVAC systems to be controlled include Packaged Terminal Heat Pump (PTHP) and Packaged Terminal Air Conditioner (PTAC) with electric resistance heat.
- Housekeeping staff may or may not set back room temperatures prior to EMS install.
- During unoccupied periods, the default setting for controlled units must differ from the operating set point by at least 5°F or shut the unit fan and heating/cooling off completely.
- The existing (or baseline) HVAC system must be manually controlled within each guest room.
- Other in-room HVAC system types or deviations from general requirements may be eligible for a custom rebate.



Rebate Table

Building Type	In-Room Heating/Cooling System Type	Unit Size (Tons Cooling)	Qty	Subtotal Rebate (\$180 x Tons x Qty)
<input type="checkbox"/> Hotel <input type="checkbox"/> Motel	<input type="checkbox"/> PTAC w/electric heat <input type="checkbox"/> PTHP			
<input type="checkbox"/> Hotel <input type="checkbox"/> Motel	<input type="checkbox"/> PTAC w/electric heat <input type="checkbox"/> PTHP			
<input type="checkbox"/> Hotel <input type="checkbox"/> Motel	<input type="checkbox"/> PTAC w/electric heat <input type="checkbox"/> PTHP			
Attach additional sheets if needed.	Total Requested Rebate			

Weather Stripping and Air Sealing



General Requirements

- This measure pertains to methods of sealing air leakage paths to reduce infiltration including, but not limited to, caulking, gasketing, and weather stripping.
- The exterior envelope, as well as interior walls/partitions between conditioned and unconditioned spaces, should be inspected through a comprehensive building envelope survey and **all gaps sealed**.
 - Supporting documentation for this survey must be provided with the rebate application.
 - All gaps found in the survey must be sealed to be eligible for the rebate.
- At a minimum, the following items shall be inspected, and sealing measures implemented based upon inspection results:
 - Caulk and weather strip doors and windows that leak air.
 - Repair or replace doors leading from conditioned to unconditioned spaces.
 - Seal air leaks between unconditioned (including unconditioned basements and attics) and conditioned spaces, to include, but not limited to, plumbing, ducting, electrical wiring, wall top plates, chimneys, flues and dropped soffits.
 - Use foam sealant on larger gaps around windows, baseboards, and other places where air leakage, either infiltration or exfiltration, may occur.
- Projects implementing only one of the above opportunities **may not be eligible for the full incentive**.
- Major renovation projects are ineligible for this rebate.

Rebate Table

Square Footage of Area Affected by Implemented Measures	Number of Stories in Building	Shielding Class 1-5 (See Definitions Below)	Total Requested Rebate (\$150 per 1000SF)

Shielding Class Definitions:

1. No shielding on any side
2. A few nearby obstructions
3. A collection of obstructions within 25 feet
4. Substantial number of obstructions shield most of the perimeter – typical suburban setting
5. Building surrounded by large structures – typical urban setting

Insulation – Opaque Shell



General Requirements

- Rebates are available for the installation of wall and ceiling insulation to reduce the thermal conductance of the building envelope.
- The rebate is only applicable as a retrofit in existing buildings.
- Insulation installed should exceed code compliance of a roof R-value over 49 and/or a wall R-value exceeding 13.5+7.5 Continuous, per 2020 NYS ECCC or specific codes based on building application.
- Opaque shell insulation improvements should comply with all federal, state, local and municipal codes and standards applicable to alterations to existing buildings, including but not limited to Section C503.1 of ECCCNY 20201081 requiring all existing ceiling, wall and floor cavities exposed during construction be filled with insulation.
- Wall insulation includes above-grade walls only. Other wall types may be eligible for a custom incentive.

Qualifying Equipment and Rebates

Insulation	Rebate Rate (\$/1,000 SQFT)
Roof insulation	\$250
Wall insulation	\$300

Rebate Table

Affected Area (SQFT)	Existing R-value	Proposed R-value	Insulation Type	Subtotal Rebate (Rate x SQFT of Area/1000)
			<input type="checkbox"/> Roof <input type="checkbox"/> Wall	
			<input type="checkbox"/> Roof <input type="checkbox"/> Wall	
			<input type="checkbox"/> Roof <input type="checkbox"/> Wall	
			<input type="checkbox"/> Roof <input type="checkbox"/> Wall	
			<input type="checkbox"/> Roof <input type="checkbox"/> Wall	
			<input type="checkbox"/> Roof <input type="checkbox"/> Wall	
			<input type="checkbox"/> Roof <input type="checkbox"/> Wall	
			<input type="checkbox"/> Roof <input type="checkbox"/> Wall	
Attach additional sheets if needed.		Total Requested Rebate		

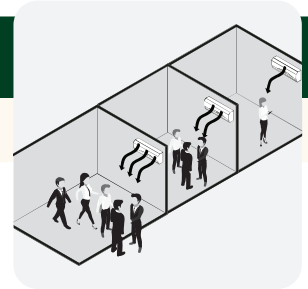
HVAC Equipment



Demand Controlled Ventilation (DCV)

General Requirements

- Only natural gas heating qualifies.
- Demand Control Ventilation is installed as an energy conservation measure and not required by code (code-required DCV does not qualify).
- No existing HVAC CO₂/occupancy sensors.
- CO₂ sensors must be installed in conjunction with a fully functioning air-side economizer and control the outside air damper.
- Controlled space must meet the minimum requirements of the current ASHRAE 62 Standard, as well as all local building code, and HVAC unit manufacturer's requirements.
- This measure assumes a demand control ventilation system with CO₂ sensors will be added to an existing HVAC system that previously had no DCV system or ventilation heat recovery equipment installed. **Entirely new control systems that include DCV, in addition to other new control strategies, may be eligible for a custom rebate for the entire system.**



Rebate Table

Manufacturer	Model	Square Footage of Controlled Area (SQFT)	Rebate (\$/hp)	Qty	Subtotal Rebate (SQFT/1000) * \$50
			\$50		
			\$50		
			\$50		
Attach additional sheets if needed.		Total Requested Rebate			

Building Type:

- | | | |
|---|--|--|
| <input type="checkbox"/> Office – Low-rise (1 story) | <input type="checkbox"/> Retail – Department Store | <input type="checkbox"/> Lodging |
| <input type="checkbox"/> Office – Mid-rise (4-11 stories) | <input type="checkbox"/> Retail - Strip Mall | <input type="checkbox"/> Manufacturing |
| <input type="checkbox"/> Office – High-rise (12+ stories) | <input type="checkbox"/> Convenience Store | <input type="checkbox"/> Special Assembly Auditorium |
| <input type="checkbox"/> Religious Building | <input type="checkbox"/> Elementary School | <input type="checkbox"/> Other: _____ |
| <input type="checkbox"/> Restaurant | <input type="checkbox"/> High School | |
| | <input type="checkbox"/> College/University | |
| | <input type="checkbox"/> Healthcare Clinic | |

Kitchen Demand Controlled Ventilation (KDCV)

General Requirements

- Only natural gas heating qualifies. Other heating types may be eligible for a custom rebate.
- KDCV is installed as an energy conservation measure and not required by code (code-required KDCV does not qualify).
- KDCV system should utilize temperature sensors located within the hood or hood exhaust collar, and/or optic sensors within the hood to determine ventilation rates.
- Sensors and microprocessor-based controllers should automatically control kitchen exhaust airflow and make-up air via variable frequency drive (VFD)s.
- Applications which control only the exhaust fans and not the makeup air fans are ineligible for this rebate but may still be eligible for a custom rebate.
- Eligible systems should comply with all applicable provisions of federal, state, local and municipal mechanical/ventilation and construction code including but not limited to sections C403.2.6 and C403.2.8 of ECCCCNYS and sections 402 and 403 of NYS Mechanical Code (NYSMC).
- Proof of exhaust fan HP, such as nameplate photos, may be requested as needed.

Qualifying Equipment and Rebates

Kitchen Demand Control Ventilation	Rebates (\$/hp)
KDCV Control with Sensors	\$1,000 per Exhaust Fan HP

Rebate Table

Manufacturer	Model	Exhaust Fan Size (hp)	Rebate (\$/hp)	Qty	Subtotal Rebate (Rebate x Qty)
Attach additional sheets if needed.		Total Requested Rebate			

Industrial Air Curtain

General Requirements

- This measure is applicable to the installation of air curtains to entryways with overhead doors between conditioned and unconditioned spaces. The air curtains act as air barriers between environments and reduce heating and air conditioning consumption of the building.
- The installation must follow manufacturer recommendations regarding proper air velocity, discharge angle down to the floor level and unit position.
- This measure only applies to standard air curtains without additional heating capacity, and only applies to overhead doors where there was previously no air curtain installed.
- Eligible applications include overhead doors that are open for at least 2 hours a day and in facilities that heat with natural gas equipment.



Rebate Table

Make/Model	Daily Run Hours of Air Curtain	Air Curtain Fan (HP)	Dimension of Doorway (Length and Height in Ft)	Efficiency of the Heating System (%)	Efficiency of the Cooling System (SEER/IEER)	Subtotal Rebate (\$20 x Length x Height of Doorway)
Attach additional sheets if needed.			Total Requested Rebate			

Refrigeration Equipment



Anti-Condensation Heater Control for Refrigerated Cases

General Requirements

Pertains to the installation of anti-condensation, or “anti-sweat,” heater controls on glass door reach-in refrigerated cases.

- Eligible installations include new heater controls replacing existing controls which do not depend on temperature/humidity sensing.
- New controls must automatically turn door heaters on and off based on feedback from door moisture sensors or dew point calculated via indoor air temperature and humidity sensors.
- Eligible control methods include on/off or pulse-modulating heater controls.
- Must control heaters on rail (mullion) and door, if equipped with heater.



Case Type	Existing Door Heater Amperage	Existing Door Heater Voltage	Quantity of Doors	Subtotal Rebate (# of doors x \$48)
<input type="checkbox"/> Cooler <input type="checkbox"/> Freezer				
<input type="checkbox"/> Cooler <input type="checkbox"/> Freezer				
Attach additional worksheets as needed			Total Requested Rebate	

Evaporator Fan Controls

General Requirements

Pertains to the installation of fan controls on electronically commutated or shaded pole evaporator fan motors in walk-in coolers and freezers.

- Acceptable controls include on/off or multispeed which allow for the modulation of evaporator fans, reducing fan speed or turning them off when the compressor is not running.
- For cooler/freezer spaces storing perishable food product, the cooler/freezer space should be tested to avoid hot spots away from thermostat during low-speed fan operation.



Area / Location	Walk-in Type	Motor Type	Control Type	Number of Evaporator Fans Controlled	Horsepower per Evaporator Fan (use 1/15HP if unknown)	Subtotal Rebate (# of motors x \$24)
	<input type="checkbox"/> Cooler <input type="checkbox"/> Freezer	<input type="checkbox"/> Shaded Pole <input type="checkbox"/> ECM	<input type="checkbox"/> On/Off <input type="checkbox"/> Multi-speed			
	<input type="checkbox"/> Cooler <input type="checkbox"/> Freezer	<input type="checkbox"/> Shaded Pole <input type="checkbox"/> ECM	<input type="checkbox"/> On/Off <input type="checkbox"/> Multi-speed			
Attach additional worksheets as needed			Total Requested Rebate			

Electronically Commutated Motors (ECM) for Refrigeration Evaporator Fans

General Requirements

Pertains to the **replacement** of single-phase shaded pole or permanent split capacitor (PSC) evaporator fan motors with electronically commutated motors (ECM) in walk-in and reach-in refrigerated cases.

- ECM must be replacing shaded pole or permanent split capacitor motors in a refrigerated case or walk in cooler/freezer.
- Must be a one-for-one replacement, both in quantity and in horsepower.
- Existing equipment to be replaced must have been manufactured before Jan. 1, 2009.
- If horsepower, quantity, or phase differs from the existing equipment, submit for a custom rebate.

Walk-In Cooler/Freezer Evaporator Fan Motors

Quantity of Motors	Fan Motor Nameplate Amperage	Fan Motor Nameplate Voltage	Case Type	Phase of Fan Motor	Existing Motor Type	Cooler Controls Installed?	Subtotal Rebate (# of Motors x \$24)
			<input type="checkbox"/> Cooler <input type="checkbox"/> Freezer	<input type="checkbox"/> Single phase <input type="checkbox"/> Three phase	<input type="checkbox"/> Shaded Pole <input type="checkbox"/> PSC	<input type="checkbox"/> Yes <input type="checkbox"/> No	
			<input type="checkbox"/> Cooler <input type="checkbox"/> Freezer	<input type="checkbox"/> Single phase <input type="checkbox"/> Three phase	<input type="checkbox"/> Shaded Pole <input type="checkbox"/> PSC	<input type="checkbox"/> Yes <input type="checkbox"/> No	
			<input type="checkbox"/> Cooler <input type="checkbox"/> Freezer	<input type="checkbox"/> Single phase <input type="checkbox"/> Three phase	<input type="checkbox"/> Shaded Pole <input type="checkbox"/> PSC	<input type="checkbox"/> Yes <input type="checkbox"/> No	
			<input type="checkbox"/> Cooler <input type="checkbox"/> Freezer	<input type="checkbox"/> Single phase <input type="checkbox"/> Three phase	<input type="checkbox"/> Shaded Pole <input type="checkbox"/> PSC	<input type="checkbox"/> Yes <input type="checkbox"/> No	
			<input type="checkbox"/> Cooler <input type="checkbox"/> Freezer	<input type="checkbox"/> Single phase <input type="checkbox"/> Three phase	<input type="checkbox"/> Shaded Pole <input type="checkbox"/> PSC	<input type="checkbox"/> Yes <input type="checkbox"/> No	
			<input type="checkbox"/> Cooler <input type="checkbox"/> Freezer	<input type="checkbox"/> Single phase <input type="checkbox"/> Three phase	<input type="checkbox"/> Shaded Pole <input type="checkbox"/> PSC	<input type="checkbox"/> Yes <input type="checkbox"/> No	
Attach additional sheets if needed.			Total Requested Rebate				

Reach-In Refrigerated Case Evaporator Fan Motors

Quantity of Motors	Fan Motor Nameplate Amperage	Fan Motor Nameplate Voltage	Case Type	Phase of Fan Motor	Existing Motor Type	Subtotal Rebate (# of Motors x \$24)
			<input type="checkbox"/> Cooler <input type="checkbox"/> Freezer	<input type="checkbox"/> Single phase <input type="checkbox"/> Three phase	<input type="checkbox"/> Shaded Pole <input type="checkbox"/> PSC	
			<input type="checkbox"/> Cooler <input type="checkbox"/> Freezer	<input type="checkbox"/> Single phase <input type="checkbox"/> Three phase	<input type="checkbox"/> Shaded Pole <input type="checkbox"/> PSC	
			<input type="checkbox"/> Cooler <input type="checkbox"/> Freezer	<input type="checkbox"/> Single phase <input type="checkbox"/> Three phase	<input type="checkbox"/> Shaded Pole <input type="checkbox"/> PSC	
			<input type="checkbox"/> Cooler <input type="checkbox"/> Freezer	<input type="checkbox"/> Single phase <input type="checkbox"/> Three phase	<input type="checkbox"/> Shaded Pole <input type="checkbox"/> PSC	
			<input type="checkbox"/> Cooler <input type="checkbox"/> Freezer	<input type="checkbox"/> Single phase <input type="checkbox"/> Three phase	<input type="checkbox"/> Shaded Pole <input type="checkbox"/> PSC	
			<input type="checkbox"/> Cooler <input type="checkbox"/> Freezer	<input type="checkbox"/> Single phase <input type="checkbox"/> Three phase	<input type="checkbox"/> Shaded Pole <input type="checkbox"/> PSC	
Attach additional sheets if needed.			Total Requested Rebate			

Floating Head Pressure Controls



General Requirements

- Rebates are available for the installation of floating-head pressure controls to lower the condensing pressure on commercial refrigeration systems during times of ambient temperatures below 75°F.
- Refrigeration systems with existing floating head pressure controls are not eligible. Existing fixed-head pressure should be set for approximately 95°F saturated condensing temperature, which correlates to approximately 82°F ambient temperature.
- Low temperature (freezer) and medium temperature (cooler) units are eligible.
- Projects that do not meet the above requirements may be eligible for a custom incentive.

Qualifying Equipment and Rebates

Floating Head Pressure Controls	Rebate (\$/Compressor HP)
Remote condenser	\$132
Unitary condenser	\$47

Rebate Table

Manufacturer	Model	Quantity	Case Type	Power (HP)	Subtotal Rebate (Rebate x Quantity x Power)
			<input type="checkbox"/> Freezer <input type="checkbox"/> Cooler		
			<input type="checkbox"/> Freezer <input type="checkbox"/> Cooler		
			<input type="checkbox"/> Freezer <input type="checkbox"/> Cooler		
			<input type="checkbox"/> Freezer <input type="checkbox"/> Cooler		
			<input type="checkbox"/> Freezer <input type="checkbox"/> Cooler		
			<input type="checkbox"/> Freezer <input type="checkbox"/> Cooler		
			<input type="checkbox"/> Freezer <input type="checkbox"/> Cooler		
			<input type="checkbox"/> Freezer <input type="checkbox"/> Cooler		
Attach additional sheets if needed.				Total Requested Rebate	

Refrigerated Case Doors

General Requirements

- This rebate is for the installation of refrigerated case doors on open vertical refrigerated cases with no existing doors installed.
- Refrigerated case doors with and without anti-condensation heaters are eligible for a rebate.
- Standard refrigerated case doors should include anti-condensation heaters in the frames, doors or within the glass to prevent condensation from forming and obstructing view of refrigerated products.
- High-efficiency doors with no anti-condensation heaters should use a combination of multiple layers of glass, low-conductivity filler gas and low-emissivity glass coatings to prevent condensation.
- Refrigerated case doors that do not meet the above conditions may be eligible for a custom rebate.




Qualifying Equipment and Rebates

Refrigerated Case Door	Rebate (\$/Linear Foot)
Case door on an open vertical cooler or freezer	\$95/linear foot

Rebate Table

Manufacturer	Model	Case Type	Total Linear Feet (Total LF)	Total Rebate (Rebate x Total LF)
		<input type="checkbox"/> Cooler <input type="checkbox"/> Freezer		
		<input type="checkbox"/> Cooler <input type="checkbox"/> Freezer		
		<input type="checkbox"/> Cooler <input type="checkbox"/> Freezer		
		<input type="checkbox"/> Cooler <input type="checkbox"/> Freezer		
		<input type="checkbox"/> Cooler <input type="checkbox"/> Freezer		
		<input type="checkbox"/> Cooler <input type="checkbox"/> Freezer		
		<input type="checkbox"/> Cooler <input type="checkbox"/> Freezer		
		<input type="checkbox"/> Cooler <input type="checkbox"/> Freezer		
Attach additional sheets if needed			Total Requested Rebate	

Process Equipment



VSD Air Compressors

General Requirements

- This rebate is available for the installation of new oil-flooded, rotary screw air compressors with variable frequency drives meeting the requirements of ISO Standard 8573.
- Eligible applications are limited to single compressor systems only which operate at 145 psi or below. If redundant equipment is installed, only one unit may be eligible for rebate.
- Eligible air compressors must be greater than or equal to 15 hp and operate a minimum of 2,000 hours per year. Systems outside of the listed criteria may be eligible for a custom rebate.
- The following projects are ineligible for a prescriptive rebate and may be considered through the custom program: installing a variable displacement air compressor; adding a VSD to an existing compressor; replacing an existing/failed VSD compressor with a new VSD compressor; adding a VSD compressor to a compressed air system that has multiple connected compressors of varying capacities which will remain in regular use.
- Supply a cut-sheet on compressor that states capacity (CFM) at operating pressure specific to this project.

Make/Model	Shifts Per Day (8-hour)	Annual Operating Hours	Unit Size (hp)	Quantity	Subtotal Rebate (\$180*hp*qty)
Attach additional sheets if needed.		Total Requested Rebate			

Refrigerated Compressed Air Dryers

General Requirements

- This rebate is available for the installation of a cycling or variable frequency drive (VFD)-controlled refrigerated compressed air dryer. The compressed air dryer must run a minimum of 2,000 hours per year and not be a back-up or redundant unit in the system.
- Provide a cut-sheet for the air dryer that states capacity (CFM) at the operating pressure specific to this project.

Make/Model	Shifts Per Day (8-hour)	Dryer Annual Operating Hours	Dryer Capacity (CFM)	Subtotal Rebate (\$5*CFM)
Attach additional sheets if needed.		Total Requested Rebate		

Zero-Loss Condensate Drains

General Requirements

- This rebate is available for the replacement of an electronic solenoid or timed drain on a compressed air system with the installation of a no air loss, or zero-loss, condensate drain.
- An eligible drain must continuously measure the presence of condensate, purge it only when necessary and only long enough to prevent the unintentional purging of compressed air.
- An eligible drain must be used in systems with load/no-load, variable speed, variable displacement or centrifugal compressors.
- Rebate is limited to three zero-loss drains per compressed air system.

Make/Model	Shifts Per Day (8-hour)	System Annual Operating Hours	Quantity	Subtotal Rebate (\$144*drain qty)
Attach additional sheets if needed.		Total Requested Rebate		

Compressed Air Flow Controller

General Requirements

- This measure pertains to the installation of a pressure/flow controller installed as a retrofit on an existing compressed air system.
- Flow controller must be installed on the main pressure header between the compressed air dry storage tank and the end use distribution system.
- Eligible flow controllers must be installed on systems with ≥ 50 hp compressor capacity and reduce overall discharge pressure by ≥ 5 psig.

Make/Model	Shifts Per Day (8-hour)	Annual Operating Hours	Compressor System Size (hp*)	Controller Quantity	Subtotal Rebate (\$1,200*controller qty)
Attach additional sheets if needed.		Total Requested Rebate			

* Do not include the hp of backup or redundant air compressor capacity

Compressed Air Low Pressure Drop Filters

General Requirements

- This measure pertains to the installation of low pressure drop filters on a large existing compressed air system with ≥ 50 hp compressor capacity.
- Eligible low pressure drop filters must replace standard coalescing filters, and have an initial pressure drop of 1 psid or less.
- Eligible filters primarily include mist eliminators, also referred to as high flow coalescing filters (HFC), high efficiency coalescing filters (HEC) and deep-bed filters.

Make/Model	Shifts Per Day (8-hour)	Annual Operating Hours	Compressor System Size (hp)	Filter Quantity	Subtotal Rebate (\$500*filter qty)
Attach additional sheets if needed.			Total Requested Rebate		

Compressed Air Heat Recovery

General Requirements

- This measure pertains to the installation of a compressed air heat recovery system on an air-cooled compressor system. Water-cooled air compressor systems are not eligible through this measure.
- Recovered waste heat must be used for air-side space heating purposes only and must help offset building heat loads otherwise met with natural gas heating systems. Subsequently, a NYSEG or RG&E natural gas account number must be provided with this application.
- The waste heat recovery system must be controlled by a thermostat, BMS or manually adjusted dampers.
- Must not include the hp or quantity of backup or redundant air compressors.

Make/Model	Shifts Per Day (8-hour)	Annual Operating Hours	Compressor System Size (hp)	Heat Recovery Distribution Fan Size (hp)	System Quantity	Subtotal Rebate (\$50*compressor system hp*qty)
Attach additional sheets if needed.			Total Requested Rebate			

Process Exhaust Filtration and Recirculation

General Requirements

- This incentive is available for the installation of an advanced filtration system where air coming from dust collectors or other particulate-heavy processes that would normally be exhausted directly outside can be filtered to be recirculated within the facility instead of bringing in cold outside makeup air.
- The incentivized area must utilize 100% outside air at all times prior to installation of the filtration system.
- The system must run a minimum of 2,000 hours during the heating season (October 1 to March 31) to qualify.
- The system must serve a heated space that utilizes natural gas to produce heat. Subsequently, a NYSEG or RG&E natural gas account number must be provided with this application.
- Mist collectors/eliminators and welding fume hoods also qualify for this measure.
- The incentive is based on the reduction of exhaust volume flow rate in CFM of the dust collector or other device. The measured exhaust flow rate is not to exceed the rated volume flow rate of the equipment.

Make/Model	Area Served by the System	Process Exhaust Fan Size (hp)	Pressure Drop Over Cartridge Filter (inches)	Exhaust CFM Reduction	Quantity	Subtotal Rebate (\$1.25/CFM x Qty)
Attach additional sheets if needed.		Total Requested Rebate				


Agricultural Equipment



High Speed Barn Fans

General Requirements

- This measure pertains to the installation of high speed, high efficiency fans at least 8" in diameter that are installed in livestock barns or greenhouses.
- Eligible fans must be rated by an Air Movement and Control Association (AMCA) accredited laboratory such as the Bioenvironmental and Structural Systems Laboratories (BESS). Eligible fans must also meet the minimum efficiency requirements in the table below.
- A specification sheet from BESS or another AMCA-accredited laboratory for each fan type must be provided with the application.
- Eligible variable-speed fan controls must automatically vary fan speed based on temperature and/or wind speed.
- Fan type definitions:
 - Circulation fans are mounted throughout the barn or greenhouse to circulate air throughout the building.
 - Exhaust/ventilation fans are mounted to an exterior wall of the barn or greenhouse to draw air from one end of the building to the other.



Fan Rebates

Fan System Type	Rebate Amount Per Fan
Fans without variable-speed control	\$180
Fans with variable-speed control	\$420

Minimum Efficiency Requirements

Fan Diameter	Air Circulating Fans (CFM/W)	Ventilation and Exhaust Fans (CFM/W)	
		(CFM/W) (0.05"SP)	(CFM/W) (0.10"SP)
8" – 23"	13.1	11.9	11.0
24" – 35"	15.0	14.8	11.0
36" – 47"	20.9	19.9	16.9
48" +	24.5	23.4	20.7

Rebate Table

Make/Model	Fan Quantity	Building Type	Fan Diameter (in.)	Fan Type	Control Type	Subtotal Rebate (Fan Qty x Rebate Per Fan)
		<input type="checkbox"/> Poultry/Livestock <input type="checkbox"/> Greenhouse		<input type="checkbox"/> Circulation <input type="checkbox"/> Exhaust	<input type="checkbox"/> Fixed-Speed <input type="checkbox"/> Variable-Speed	
		<input type="checkbox"/> Poultry/Livestock <input type="checkbox"/> Greenhouse		<input type="checkbox"/> Circulation <input type="checkbox"/> Exhaust	<input type="checkbox"/> Fixed-Speed <input type="checkbox"/> Variable-Speed	
Attach additional sheets if needed.			Total Requested Rebate			

Refrigeration Heat Recovery

General Requirements

- This measure pertains to the installation of a heat recovery system for refrigeration compressors serving milk bulk tanks on dairy farms. Recovered heat is to be used to preheat water before it enters an on-site water heater and should reduce on-site energy usage.
- Heat recovery systems used with water heaters that do not use utility-provided electricity or natural gas do not qualify for this rebate including propane, fuel oil or similar water heaters.
- Replacement of existing refrigeration heat exchangers may qualify if the previous heat exchanger did not make use of recovered heat for energy-savings.



Refrigeration Heat Recovery Rebates

Measure Type	Rebate Amount Per Milking Cow
Electric water heater, no pre-cooler	\$36
Electric water heater, fixed-speed pre-cooler	\$18
Electric water heater, variable-speed pre-cooler	\$12
Natural gas water heater, no pre-cooler	\$10
Natural gas water heater, fixed-speed pre-cooler	\$5
Natural gas water heater, variable-speed pre-cooler	\$3

Rebate Table

Make/Model	Quantity	Milk Pre-Cooler Type	Number of Milking Cows	Subtotal Rebate (Milking Cow Qty x Rebate Per Cow)
		<input type="checkbox"/> None <input type="checkbox"/> Pre-cooler with fixed-speed pump <input type="checkbox"/> Pre-cooler with variable-speed pump		
		<input type="checkbox"/> None <input type="checkbox"/> Pre-cooler with fixed-speed pump <input type="checkbox"/> Pre-cooler with variable-speed pump		
		<input type="checkbox"/> None <input type="checkbox"/> Pre-cooler with fixed-speed pump <input type="checkbox"/> Pre-cooler with variable-speed pump		
		<input type="checkbox"/> None <input type="checkbox"/> Pre-cooler with fixed-speed pump <input type="checkbox"/> Pre-cooler with variable-speed pump		
		<input type="checkbox"/> None <input type="checkbox"/> Pre-cooler with fixed-speed pump <input type="checkbox"/> Pre-cooler with variable-speed pump		
		<input type="checkbox"/> None <input type="checkbox"/> Pre-cooler with fixed-speed pump <input type="checkbox"/> Pre-cooler with variable-speed pump		
Attach additional sheets if needed.		Total Requested Rebate		

Milk Pre-Cooling System

General Requirements

- This measure pertains to the installation of a new heat exchanger (plate cooler or other types) that pre-cools milk ahead of the milk bulk tank to reduce overall cooling load at the tank.
- A variable-speed drive (VSD) installed on a new or existing milk transfer pump that reduces the milk flowrate through the pre-cooler is eligible for an additional rebate.
- Systems where the source water for the milk pre-cooler heat exchanger is mechanically cooled are ineligible as is the replacement of an existing pre-cooler.
- Must not include quantities of redundant or backup equipment.



Rebate Table

Measure Type	Make/Model	Quantity	Number of Milking Cows	Rebate (Per Milking Cow)	Subtotal Rebate (Milking Cow Qty x Rebate Per Cow)
New milk pre-cooler				\$18	
New VSD for milk pumping				\$6	
New milk pre-cooler with VSD pumping				\$24	
Attach additional sheets if needed.		Total Requested Rebate			

Vacuum Pump Variable Speed Drive (VSDs)

General Requirements

- This measure pertains to the installation of a variable speed drive (VSD) to control the vacuum pump motor on a milking vacuum system.
- Eligible installations must vary vacuum pump speed automatically based on differential pressure, flow, temp or other signal.
- Energy savings for new motors or motor replacements are not considered or eligible for a prescriptive rebate.
- Replacement of existing variable-speed drives on vacuum pumps does not qualify.



Rebate Table

Make/Model	Vacuum Pump Motor Quantity	Motor Horsepower	Milking Unit Quantity	Subtotal Rebate (Vac Pump Motor Qty x HP/motor x \$60)
Attach additional sheets if needed.			Total Requested Rebate	

Custom Rebates



The Custom Program is for all energy efficiency measures not listed in the other Small Business Incentive Catalogs.

2025 Custom Rebate Rates	
Electric Savings	\$0.20/kWh (<15-year EUL) \$0.30/kWh (≥15-year EUL)
Natural Gas Savings	\$1.50/therm saved

General Requirements

- Rebate amounts are performance-based and are calculated as follows:
 - Maximum Rebate Amount = Custom Rebate Rate (\$/kWh or \$/therm) x Energy Savings (kWh or therms).
 - The total rebate cannot exceed 90% of the incremental cost for End of Life Replacement and cannot exceed 50% of the total project cost for Early Replacement or Additional Equipment projects. Please see Replacement Types below for further project type descriptions.
 - The project simple payback must be greater than or equal to six months for industrial or manufacturing customers and one year for all other commercial customers. If the total project payback without a rebate falls below the minimum payback period, the project may be ineligible for any rebate.
 - Rebates may be reduced to meet the program's minimum payback period.
- In addition to the required documentation listed in the Rebate Application, Custom Rebate applications require supporting documentation, which must be submitted for pre-approval, including:
 - Equipment specifications for proposed equipment and baseline equipment (when applicable). Appropriate baseline equipment depends on the replacement type as described in the Definitions section below.
 - Energy savings calculations that quantify proposed annual savings (kWh or therms) and any peak demand savings (kW). Peak demand savings can be quantified if savings occur from 4 p.m. to 5 p.m. on weekdays during summer months. In cases where energy modeling is used to determine savings, the computer software maker and version number must be identified. Summaries for the input and output data and energy savings from the energy model must be provided.
 - Total proposed project costs (material and labor) must be provided, as well as quoted/estimated incremental costs for End of Life Replacement projects, as defined below.
- All Custom Rebate applications must pass project-level benefit-to-cost ratio (BCR) testing at pre-approval and final approval. See definitions below for more information.
- All Custom applications require pre-approval before construction can begin. Pre-approval is explained further below and in the Rebate Application.

Definitions

Pre-Approval is an engineering desk review performed by program staff which may include a site inspection to confirm savings before a reservation letter is issued. Pre-approval begins when a signed application and all required documents are received. If pre-approval is not possible, please contact Franklin Energy and the rebate program administration team to discuss further.

Pre-Inspections and Post-Inspections are pre- and post-construction site visits where the rebate program seeks to verify equipment or site conditions. Inspections are conducted at random for 10% of all projects and are required for any application requesting a rebate of \$25,000 or more. Program staff reserve the right to perform an inspection for any project.

Benefit-to-Cost Ratio (BCR) is an economic analysis that compares lifetime energy savings to total or incremental project costs. This analysis is performed internally when applying for Custom Rebates to determine eligibility. Projects are evaluated at both the measure-level and project-level for BCR. If the project-level BCR is greater than or equal to 1.0, all measures are eligible for their full rebate. If the project-level BCR is less than 1.0, measures will be individually screened for eligibility. Changes in project costs and savings between pre-approval and final approval may result in a failing BCR.

Baseline pertains to the system or equipment which the proposed energy efficient equipment is compared to, affecting the savings calculations and project costs. Selecting the appropriate baseline depends on the replacement type.

- **For Early Replacement and Additional Equipment** projects, the baseline system is the existing equipment and/or current operating conditions.
- **For End of Life Replacement** projects, the baseline is new, minimally compliant equipment that could be installed instead of the proposed efficient option. Performance standards for baseline equipment in this category reference the NYS ECCC and the NY TRM. Such baselines also consider industry standards where applicable or when code does not dictate performance standards.
- **Effective Useful Life (EUL)** is the anticipated life of a piece of equipment or system. When measured in the NY TRM, the EUL will automatically populate when applying. For equipment not listed in the NY TRM, respected external sources may be referenced, including the American Society of Heating, Refrigerating and Air-Conditioning Engineers (ASHRAE) Service Life Expectancy Charts. If using external sources, please provide references.
- **The New York Technical Resource Manual (TRM)** provides state-specific standardized energy savings calculations and assumptions for typical efficiency measures. TRM guidelines must be followed when applicable. The most recent version of the TRM can be downloaded [here](#).
- **New York State Energy Conservation Construction Code (NYS ECCC)** establishes minimally compliant baseline performance criteria for End of Life Replacement projects. The latest version currently adopted by New York is to be referenced and can be found [here](#).

Replacement Types

- **End of Life Replacement** refers to replacement of equipment which has reached or passed the end of its prescribed EUL. It is also described as “replacement upon failure.” End of Life Replacement applications use “incremental” savings and incremental cost values for rebate evaluation.
- Incremental savings is the difference in annual energy use of the currently-on-the-market industry standard or minimally compliant equipment and proposed high-efficiency equipment.
- Incremental cost is the difference between the cost of the proposed high-efficiency equipment and the cost of the currently on-the-market, industry standard, minimally compliant equipment. Any incremental labor costs must also be included.
- If existing equipment is beyond its EUL, End of Life Replacement is the default replacement type unless Special Circumstance Replacement criteria is met.
- **Early Replacement** refers to the replacement of equipment before it reaches its prescribed EUL. The early replacement applications use proposed “actual” savings and total project cost values:
- Actual savings is the difference in the annual energy consumption of the existing equipment under existing operating conditions and the proposed energy consumption of the high-efficiency equipment.
- Total project costs are the total material and labor costs associated with the installation of the new proposed high-efficiency equipment. Early replacement assumes that the existing equipment would remain in place at no additional cost.

Additional Equipment refers to the addition of an energy-efficient measure that will increase the efficiency of an existing system. It is assumed the existing system can function without the proposed equipment. Examples include adding controls to a boiler that had none or the addition of a variable speed drive to an existing motor where no drive already exists. Add-on measures are evaluated using the total project costs and actual energy savings values that will result from the additional equipment.

Special Circumstance refers to the replacement of equipment that is beyond its EUL, but the existing conditions are a better representation of the baseline energy use, as opposed to new standard-efficiency equipment. This may be used for one or more of the following cases and requires additional supporting documentation:

- Equipment age exceeds its EUL by 25%. If age cannot be determined, then the equipment's energy consumption must exceed that of current high-efficiency models by 20% (35% for chillers).
- There is a history of significant repair or replacement with used equipment.
- The prospective next repair or replacement is likely to be much less expensive than replacement with new higher-efficiency equipment.

Major Renovation includes newly constructed facilities, additions or renovations to existing facilities where a building permit is required and where change in occupancy or use occurs.

Need Help? For assistance determining replacement type, baseline, EUL, savings calculations or other requirements, contact cienergysavings@franklinenergy.com or **888.316.8023**.