NYSEG

NYSEG East Price Zone

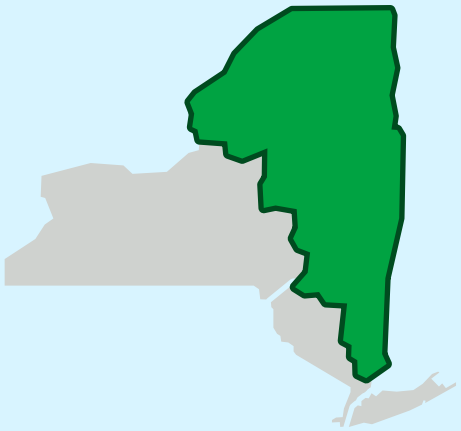

October 2025 — September 2026
Reporting period

NYSEG supply prices | Rate 12001 electric and Rate 08701 gas | Calendar month charges

NYSEG East Price Zone

Electric Rate 12001 | Residential monthly supply rate per kWh

Month	$ per kWh*
Oct 2025	$0.115536
Nov 2025	$0.078044
Dec 2025	$0.116959
Jan 2026	$0.153240
Feb 2026	$0.134968
Mar 2026	$0.138637
Apr 2026	$0.143935
May 2026	$0.133759
Jun 2026	$0.088118
Jul 2026	$0.126171
Aug 2026	$0.069455
Sep 2026	$0.074154

* Includes supply charge and merchant function charge

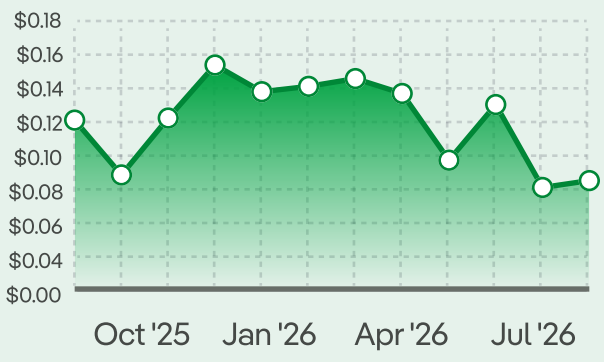

SC1 Residential Monthly Supply Rate* / kWh — East Price Zone

$0.153
High: Jan '26

$0.069
Low: Aug '26

$0.114
12-mo average

$0.074
Sep '26

Calendar month charges are shown. Actual billed charges will vary based on your actual meter read period. Applicable taxes are not included. To learn more about our pricing and rates, please visit Pricing and Rates.

NYSEG Natural Gas Supply Rate

Natural Gas Rate 08701 | Residential monthly supply rate per Therm

Month	$ per Therm*
Oct 2025	$0.364628
Nov 2025	$0.459880
Dec 2025	$0.538409
Jan 2026	$0.522129
Feb 2026	$0.765202
Mar 2026	$0.520019
Apr 2026	$0.420062
May 2026	$0.341322
Jun 2026	$0.373766
Jul 2026	$0.412509
Aug 2026	$0.339024
Sep 2026	$0.337007

* Includes supply charge and merchant function charge

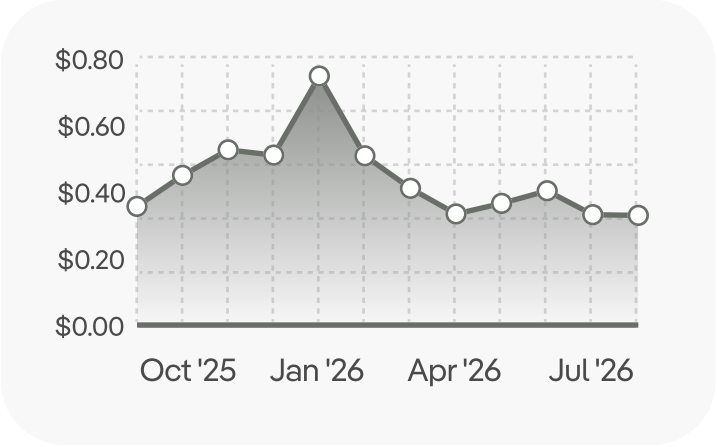

SC1 Residential Monthly Supply Rate* / Therm

$0.765
High: Feb ‘26

$0.337
Low: Sep ‘26

$0.449
12-mo average

$0.337
Sep ‘26

Calendar month charges are shown. Actual billed charges will vary based on your actual meter read period. Applicable taxes are not included. To learn more about our pricing and rates, please visit Pricing and Rates.